



CUMSA

FRESHER'S GUIDE

2024
2025





CONTENTS

ABOUT

This guide is the collective product of numerous CUMSA Publicity secretaries, committee members, and students past and present.

Every effort has been made to ensure that this guide contains the most up-to-date information as possible. However, we highly recommend verifying this information with official agencies and information sources, especially on medical guidance and travel requirements.

INTRODUCTION

PRESIDENT'S ADDRESS	1
CUMSA'S HISTORY	2
OUR COMMITTEE	3

TRAVEL INFORMATION

VACCINATION INFORMATION	8
VISA INFORMATION	9
EXIT PERMIT (FOR NSMEN)	11
FLIGHTS & TICKETS	12
PACKING TIPS	14

POST ARRIVAL

GETTING TO CAMBRIDGE	18
ADMINISTRATIVE MATTERS	20
TELECOM PROVIDERS	22
BANKING AND FINANCE	23
CYCLING	25
JOINING CUMSA	26

PRESIDENT'S ADDRESS



DEAR FRESHERS

Congratulations on your offer, and a very warm welcome to the Cambridge community! Most of you are probably feeling excited about starting a new phase of life overseas, nervous about leaving family and friends, worried about academics after NS brain rot, or most likely a combination of all these things. Unfortunately, this will all be replaced by crushing regret by the time you go through your first tripos, but CUMSA is here to support you through both the good times and the bad.

Over the next few years, you'll come to find that this community is at worst a reliable source of free food once a term, and at best, the place where you'll meet your closest friends, make your fondest memories in Cambridge, and forge bonds that last a lifetime.

As the old saying goes, "no one asked", but I do want to share some advice before you start your Cam experience:

1. Culture shock and homesickness are real things - try to take them in your stride while being honest with yourself about how you feel and whether you need support. There's no shame in being homesick. Ask for help if you need it, and don't worry - it will get much better by the end of Y1.
2. Tripos (final exams) can truly be soul-destroying if you try to do it alone. Make sure you don't isolate yourself; stay connected with your friends and don't be afraid to ask for help from seniors.
3. Unless you're a masochist med student, you're only gonna be here for a short time - make the most of it! Go on day trips and weekend trips, join societies you'd never otherwise join, and just generally live life to the fullest. Everyone crams it during Easter break anyway.

I'm sure many of you are also eager to meet new people, and apart from Freshers' Tea and Orientation in Singapore, we also have many more events in Cambridge where you can meet seniors and the wider CUMSA community. Look out for these on our Instagram ([@cumsa](#)) and our main Telegram channel, which you can join once you have signed up to be a member at the start of term. Until then, congratulations once again, and we look forward to seeing you in Cambridge!

Keith Lee - President 2024/2025 CUMSA



CUMSA'S HISTORY



Our Founding

The late Mr Lee Kuan Yew first founded the Cambridge University Malayan Association (CUMA) in 1948, when he was a student at Fitzwilliam College.

The association was then renamed the Cambridge University Malaysia and Singapore Association (CUMSA) in 1960.

Over the past 75 years, CUMSA has remained true to our key aim of representing the interests and welfare of the Malaysian and Singaporean student population at Cambridge.

With a membership of over 350 students, CUMSA is one of the most vibrant and active student societies in Cambridge. We take pride in organising events, building camaraderie, and providing welfare and support to enhance the experience and friendships within the Malaysian and Singaporean community in Cambridge and the United Kingdom.

OUR COMMITTEE

CUMSA

Keith Lee MBTI INFP 





Year: 3 | Medicine | College: Emmanuel

President 2024/25

Quote:
Look at that subtle off-white colouring. the tasteful thickness of it. oh my god. it even has a watermark.

CUMSA

Jun De Lim MBTI INTJ 



Year: 2 | Economics | College: Pembroke

Vice President 2024/25

Quote:
Time flies, but I will be its pilot to guide it through the clouds.

CUMSA

Xiang Yang MBTI ESTJ 



Year: 2 | Bio Natsci | College: Wolfson

Treasurer 2024/25

Quote:
If you don't take the first step, you won't be able to take the second.

CUMSA

Zheng Wei MBTI ESFJ 



Year: 2 | HSPS | College: Christ's

Secretary 2024/25


Quote:
Wishing you a Merry Christmas!

OUR COMMITTEE

CUMSA

Joshua Low

MBTI ENTJ 



Year: 2 | Law | College: Magdalene

Publicity Secretary 2024/25

Quote:

Look on my Works, ye Mighty and despair!

CUMSA

Gek Kai Yeo

MBTI ESFP 



Year: 2 | Economics | College: Hughes Hall

Sports Secretary 2024/25

Quote:

Drink more Bubble Tea!

CUMSA

Zeyu Zhang

MBTI INTP 



Year: 2 | Compsci | College: Hughes Hall

Database Officer 2024/25

Quote:

This college was founded for a reason.

CUMSA

Kai Zhen Tek

MBTI ENTJ 



Year: 2 | Law | College: Trinity Hall

Sponsorship Officer 2024/25

Quote:

Life is not a marathon but a series of sprints.

OUR COMMITTEE

CUMSA

Xinshuo Huang MBTI ISFJ



Year: 2 | Compsci | College: Lucy Cavendish

Events Officer 2024/25

Quote:
Probably taking a nap.

CUMSA

Albert Chieng MBTI ISFJ




Year: 2 | Phys Natsci | College: Sidney Sussex

Events Officer 2024/25

Quote:
Just because you're correct doesn't mean you're right.

CUMSA

Shih Yi Tan MBTI ISTJ



Year: 2 | Phys Natsci | College: Christ's

Events Officer 2024/25

Quote:
Eat more vegetables!

CUMSA

Alex Teng MBTI ISFJ




Year: 2 | Economics | College: St Edmund's


Access Officer 2024/25

Quote:
Low taper fade.

OUR COMMITTEE

CUMSA

Claire Lim MBTI INFJ 



Year: PhD | Oncology | College: Downing

Graduate Rep 2024/25

Quote:
Sometimes, the smallest things take up the most room in your heart - Winnie the Pooh

CUMSA

Lydia Ng MBTI ENFJ 



Year: MPhil | Sociology | College: Hughes Hall

Graduate Rep 2024/25

Quote:
The cruelest walls are made of glass - Ocean Vuong



Contact Us:

President - president@cumsa.org

Vice President - vice-president@cumsa.org

Secretary - secretary@cumsa.org

Treasurer - treasurer@cumsa.org

Publicity Secretary - publicity@cumsa.org

Sports Secretary - sports@cumsa.org

Database Officer - database@cumsa.org

Sponsorship Officer - sponsorship@cumsa.org

Events Officers - events@cumsa.org

Access Officer - access@cumsa.org

Graduate Representatives - gradrep@cumsa.org

TRAVEL



INFORMATION

VACCINATION INFORMATION

COVID-19 Vaccinations

The UK government has removed most coronavirus restrictions as of March 2022. As such, travellers entering England:

- Do not need to complete a UK passenger locator form before travel.
- Do not need to take any COVID-19 tests before departure or after arrival.
- Do not need to quarantine upon arrival.

These apply regardless of your vaccination status.



While travel restrictions no longer apply within England, they may still be in force in other European countries. These countries may require vaccination certificates or proof of recovery as part of their entry requirements.

Vaccination certificates issued by the NHS and MOH (through notarise.gov.sg) are recognised by most countries. You are advised to check official advisories issued by the country you wish to travel to for the latest information and regulations.

Other Vaccinations

It is recommended that your vaccinations against Meningitis ACWY, MMR (measles, mumps, and rubella) and influenza (for the Northern Hemisphere) are updated.

If you are unsure, you can access your vaccination records through the National Immunisation Registry (nir.hpb.gov.sg), or take your health booklet to a clinic for verification.

Vaccinations are available at some polyclinics and at most travel clinics. As vaccinations can take up to 3 weeks, complete them early. Hard copies of your vaccination records are also required when registering with a GP in the UK.

A tuberculosis (TB) test is **not required** to apply for a visa as a Singapore citizen.

VISA INFORMATION

Passport

It is highly recommended that you renew your passport if it has (or will soon have) **less than 6 months of validity remaining**. You must also ensure that the **passport number submitted in your visa application matches the one listed in your CAS**. A mismatch in passport numbers can cause delays or a visa refusal



Confirmation of Acceptance of Studies


Your CAS is typically issued by your College's admissions officer, and is provided only when you have met all the conditions of your offer, whether academic or non-academic (including your Financial Guarantee for Study), and submitted a scanned copy of your passport to your College's admissions officer by e-mail.

To see more on the CAS statement, head to: <https://bit.ly/2LbLSCO>

Evidence of Funds

To be eligible for a Tier 4 visa, you must demonstrate that you have sufficient funds for your studies. This amount is reflected on your CAS. The documents you provide will differ depending on how you are funding your studies. For full scholarship holders, a signed scholarship letter will serve as evidence of funds. If you are self-funding, you must have the full amount required either in your own or your parents' bank account for a consecutive 28-day period. Relatives' accounts are not acceptable.

If your tuition fees have already been paid for, this will be reflected in your CAS.



VISA INFORMATION (CONT.)

International Health Surcharge

All applicants applying for (or renewing) their visas must pay a healthcare surcharge. This allows you to access the UK's National Health Service (NHS) for the duration of your studies. It is mandatory for all international students to pay the IHS.

Payment for the IHS is made together with your online visa application.



Applying for Your Visa

You can only begin applying for your visa 6 months before the start date of your course and after receiving your CAS. Ensure that you are applying for a Student visa under the Student Visa category (<https://www.gov.uk/student-visa>).

You will be prompted to indicate your sponsor. This refers to your **visa sponsor** (i.e. the **University of Cambridge**) and **NOT your financial sponsor**. The travel vignette will reflect your chosen date of arrival. If your 30-day visa validity period has expired, you can apply for a 30- or 90-day vignette transfer. Be aware of time difference when choosing your arrival date.

Once your online application is complete, you must book an in-person visa appointment with **VFS Global** (135 Cecil Street).

Ensure that you have brought:

- Your **printed** appointment letter and application form
- Your passport
- Your CAS number
- Your IHS reference number
- A photocopy of your NRIC

During your appointment, your documents will be collected (including your passport). You will also be given a checklist; this is not a list of mandatory documents, but a list of documents commonly submitted. **Only tick against the documents required for submission for a UK visa application.**

Also see: <https://www.internationalstudents.cam.ac.uk/student-visa-entry-clearance>

EXIT PERMIT (FOR NSMEN)



How to Apply?

01 Go to ns.sg to apply

02 If you are prompted to submit proof of overseas studies, follow the instructions given by the NS Portal during your application.

03 Should you encounter technical difficulties, submit an e-mail request for manual application of your exit permit to **contact@ns.sg**.

USEFUL CONTACTS:

NS Portal E-Mail: contact@ns.sg

NS Call Centre (24H): 1800 367 6767 or +65 65676767 (Overseas)

To Note:

Apply for your exit permit as early as possible, as checks may take up to 3 weeks if you are randomly elected and requested to provide evidence of your overseas studies.

You are probably familiar with the NS Portal's frequent and unexpected maintenance downtimes, so applying well in advance is a very good practice.

If you receive the following message:

"You are only allowed to apply for a three-year exit permit even if you are on a four-year course. Extend your exit permit in your third year."

Just renew your exit permit when it expires. Additionally, you will be prompted to either (1) renew your exit permit or (2) return to Singapore before your permit expires.

Pre-enlistees or servicemen on disruption should contact MINDEF or CMPB for more details.

FLIGHTS & TICKETS



Before You Fly

Think about the amount of time you will need to move in, unpack, and settle down. Also factor in some time to settle your administrative matters (such as banking). Do also check when your College allows you to move in, so you don't book tickets that are too early or too late!

Flying into London

London has several airports, but most flights from Singapore arrive at Heathrow,

The average flight time is about 12 to 14 hours. Perfect for a movie marathon!



Non-Stop or Stopover?


Some airlines fly directly to London, while others stop over in other destinations.

Singapore Airlines, British Airways and Qantas fly non-stop from Changi Airport to London Heathrow, while Emirates and Qatar Airways have a transit stop in Dubai and Doha respectively.



Student Deals

Singapore Airlines and Qatar Airways offer discounted fares for students and a whole slew of other perks. It is worth checking these airlines' websites to see if the student fares offer you more bang for your buck!



WHICH AIRLINE?



DIRECT FLIGHTS TO HEATHROW



SINGAPORE AIRLINES

- 25 to 30kg of baggage depending on fare type
- Extra baggage and discounts with Student status



QANTAS

- 30kg baggage



BRITISH AIRWAYS

- **1 piece of baggage** up to 23kg

FLIGHTS TO HEATHROW/GATWICK WITH STOPOVERS



EMIRATES

- Transit in Dubai
- 25 to 35kg of baggage depending on fare type



QATAR AIRWAYS

- Transit in Doha
- 30 to 35kg of baggage depending on fare type
- Extra baggage and discounts with Student Club



TURKISH AIRLINES

- Transit in Istanbul
- 23kg baggage
- Extra baggage and discounts with Student status

FLIGHTS TO STANSTED WITH STOPOVERS



EMIRATES

- Transit in Dubai
- 25 to 35kg of baggage depending on fare type

PACKING TIPS

Baggage Limits:

Each piece of baggage **cannot exceed 32kg in weight.**

Your baggage will be rejected at most airports (definitely Changi) if it exceeds this weight



What to Bring?:

COMPULSORY:

- Your Passport
- Your Visa
- Laptop and other lithium battery-powered devices (eg. power banks) to be in your hand carry

GOOD TO HAVE:

- GBP (in cash or card): It may take a while to get your bank account and card, so we recommend you have around £500 on hand to tide you through the first month or so.



What to Leave Behind?

TEXTBOOKS:

Everything you need can be found in the libraries around Cambridge, and some Colleges even provide funding to purchase study materials (but double-check).

WRITING PADS (EG. FOOLSCAP)

Writing pads such as foolscap and graph paper can be bought for reasonable prices in Cambridge. Save your luggage space for other more important things.



RECOMMENDED PACKING



TOILETRIES:

Essential toiletries are affordable in Cambridge (from Boots, Wilko, etc.) but it is a good idea to have some travel-sized ones on hand to tide you through the first few days of settling in.

If you are accustomed to Asian (e.g. Korean or Japanese) skincare or cosmetics, **STOCK UP BEFORE YOU LEAVE**. Asian skincare can be pricey or very difficult to find.

STATIONERY:

If you like to write by hand, it's a good idea to bring a supply over. Stationery can be expensive in Cambridge; good quality stationery is hard to find, and some brands commonly found in Singapore may not be available here.

Bring some of your favourite pens and refills, correction tape, and mathematical instruments (if needed).

FOOD:

Be prepared - your favourite Asian condiments, instant noodles, and snacks are going to cost a pretty penny from now on. Stock up on your favourites as much as possible, especially food that is more 'Uniquely Singaporean' (e.g. Irvin's chips, salted egg yolk sauce).

Rice cookers are expensive in the UK, so buy them in Singapore.

MEDICINE:

'Western' medication is easily purchasable over the counter, but it doesn't hurt to keep a small supply for the initial settling-in period. Prescription medications are charged monthly under the NHS, so check with your local doctor to see which option is more cost-efficient for you.

Just like food, Asian medication (e.g. *Peipagao*) is also expensive, so buy in SG.

RECOMMENDED PACKING

CLOTHING

There are plenty of retail shops, charity shops, and online shopping options in the UK, but they might not carry the same sizes, brands, or styles you are accustomed to back in Singapore.

If you are a fan of brands like UNIQLO, consider stocking up beforehand - the UNIQLO in London charges a premium.

If you plan on packing light, charity shops and Primark are some affordable options you can consider when building your wardrobe.



FORMAL CLOTHING:

Formal clothing is an essential part of your Cambridge wardrobe. You will need a set of formal attire for many Cambridge events, from matriculation to formals, to the year-end May Balls.

Examples of formal wear include suits with shirt or blouse, long trousers with shirt or blouse, dresses, or skirts with shirt or blouse. In most cases, open-necked attire is not acceptable, so neckties, bow-ties, or cravats must be worn with shirts and blouses.

Check with your respective College for more comprehensive information on the dress code for your matriculation.

OTHER CLOTHING:

Winter Wear

Rejoice if you love layering outfits! The weather in the UK can get cold, so you'll be forgiven if you go a bit too overboard with packing winter wear.


Waterproof Clothing

The UK usually has a perpetual light drizzle, so waterproof clothing and shoes are a good idea, especially when cycling or walking on non-paved areas.

Light Clothing

The summers in the UK can be warm, so pack some shorts and t-shirts.

POST



ARRIVAL

GETTING TO CAMBRIDGE



TAXI



If you are travelling with a group, sharing the £80-£100 taxi fare to Cambridge is a stress-free option that takes you right to your College's front door. CUMSA also helps organise people into groups for taxi-sharing!

See: panthertaxis.co.uk or camcab.co.uk



COACH



This will probably be your most convenient and cost-effective method of travel if you are coming alone and/or are in a College close to the city centre.

Be aware of the luggage policy, which stipulates 1 hand luggage and 1 hold luggage per person. However, this is rarely enforced in-person:

- Hand: 1 piece soft luggage (45cm x 35cm x 20cm)
- Hard-shell or wheeled hand luggage must be stored in the hold for safety, but at no additional cost.
- Hold: either 2 medium cases (70cm x 45cm x 30cm ea., max. 20kg ea. OR 1 large case (75cm x 50cm x 32cm, max. 20kg).

You can book a coach at: nationalexpress.com

GETTING TO CAMBRIDGE

TRAIN



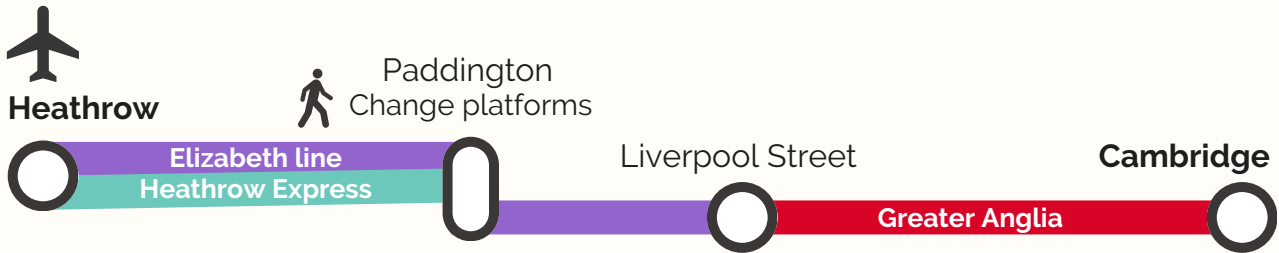
There are multiple ways to get to Cambridge by train, but all require a change at one of London's main stations (unless arriving at Stansted). Additionally, industrial action (strikes) may also affect your journey; strike schedules can usually be found online.

16-25 RAILCARD



If you plan to travel around the UK often, consider buying a Railcard, which allows you to enjoy discounted train tickets. The railcard comes in 1 or 3 year durations, and can be purchased via the Railcard app.

RECOMMENDED: ELIZABETH LINE/HEATHROW EXPRESS & GREATER ANGLIA VIA LIVERPOOL STREET



PICCADILLY LINE & GREAT NORTHERN OR THAMESLINK via King's Cross St. Pancras



ELIZABETH LINE/HEATHROW EXPRESS & THAMESLINK via Farringdon



ADMINISTRATIVE MATTERS

SETTLING IN

Upon arriving at College, you should visit the porter's lodge to register and check-in, as well as collect your University card (CamCard), your keys (if applicable) and your Biometric Residence Permit (BRP, if you opted to collect it from the university rather than the post office).

EARLY ARRIVAL?

If you intend to arrive before the start of your lease, be sure to e-mail your College's accommodations office to let them know.



WIFI & EDUROAM

Free Wi-Fi is available in most parts of the school on two networks: **Eduroam** and **UniOfCam**.

You will require your Raven credentials to access both networks, so be sure to obtain your username and password beforehand.

FOR UNIOFCAM:

- Log in using your Raven credentials.
- You will be automatically logged out after 48 hours, so we recommend you use this in the interim period when you are setting up Eduroam, or when Eduroam is down.

FOR EDUROAM:

- There are specific instructions on how to create an account here:

help.uis.cam.ac.uk/service/wi-fi

- A separate account is needed for each device you own (e.g. 1 account for your laptop, 1 account for your mobile phone).
- Your devices will always remain logged in once the accounts have been configured on your devices.

ADMINISTRATIVE MATTERS

BIOMETRIC RESIDENCE PERMIT (BRP)


You must collect your BRP either within 10 days of arriving in the UK OR prior to the expiry of your 30-day entry permit, whichever is later.

Depending on what you have specified on your visa application, your collection venue can be a **post office**, the **Student Services Centre**, or distributed by your **College**.

The Student Services Centre is located on the New Museums Site.

Enter via the main entrance on Bene't Street (near King's College), opposite the Bath House pub. The reception is located in the Arts School building.

You must bring along your passport to collect your BRP.



Do note that the BRP will be replaced by the e-visa at the end of 2024.

You can find out more at:
<https://www.gov.uk/guidance/online-immigration-status-evisa>

NHS REGISTRATION & APPOINTMENTS

You will need to register with a General Practitioner (GP) in Cambridge. The list of GPs you can register with can be obtained from your porters, college tutor, or college nurse. Some Colleges may have a preferred GP that they encourage students to register with.

Most GP appointments are arranged through phone calls. While consultations are free, prescriptions are chargeable through the pharmacy dispensary.

You can also register with a dentist, but this is not covered under the NHS.



TELECOM PROVIDERS



WHO TO CHOOSE?

Eduroam has generally good coverage that covers most of Cambridge. As such, you may not need a huge data plan unless you plan on travelling a lot. Note that you may also receive some free SIM cards at Freshers' Fair!

Some telecom providers may have poorer quality in certain parts of Cambridge. It is a good idea to check with your College mates on which providers have better service for your college or accommodation before you buy.

Each provider has additional perks, discounts, and more to sweeten the deal.

While the prices below are to serve as a general guide, check the provider's website for the latest prices, discounts, and packages available.

PRICES (£)

Data (GB)	1	4	8	12	15	20	25	30	50	100	Unlimited		
Giffgaff		8				10	12	15			20	35	1 month rolling contract
Three	9	11		12			14					25	1, 12, or 24 month contracts
ID Mobile		6	7	8				10	14			16	1, 12, or 24 month contracts
VOXI Mobile					10	12		15			20	35	No contract (cancel anytime) Unlimited social media for all plans

BANKING AND FINANCE



OPENING AN ACCOUNT:

The account opening process differs by bank, but typically you will need:

- **Your passport**
- Your unconditional offer letter from your College
- A letter from your college that acts as proof of admission and confirmation of your residential address.

Banks are usually open until 5pm on weekdays, 1pm on Saturdays, and closed on Sundays and Bank Holidays. It is a good idea to make an appointment ahead of time.

You can either set up a regular deposit account OR a student account. While the student account comes with additional perks, they may take longer to set up.

You might consider banking with:

HSBC: With HSBC, you can set up an account in Singapore for a fee, or for free if your parent(s) has an HSBC Premier account.

BARCLAYS: Barclays is known to have longer processing times of up to a few months.

Also see: Lloyd's Bank, Natwest & Nationwide

WITHDRAWING CASH:

ATMs in the UK are interlinked, which means that you can withdraw money from any bank's ATM at no cost, even if you are not banking with them. (e.g. you can withdraw from a NatWest ATM with a Barclays card for free).

Some ATMs charge a service fee to use, so make sure to check that the ATM states 'Free Cash Withdrawals' to avoid incurring additional costs.



OVERDRAFT:

An overdraft is a way of borrowing money through your current account, where the stipulated overdraft amount is charged no interest. This is unique to student accounts!

BANKING AND FINANCE

TRANSFERRING MONEY TO UK:

There are several ways of transferring funds from Singapore to your UK bank account. Some of these methods may involve a transfer fee.



REMITTANCE OR TELEGRAPH TRANSFER:

This is possible with most Singapore banks' online banking services or a Western Union account.

You will need your UK account's **Bank Identifier Code (BIC)** and **International Bank Account Number (IBAN)**. The transfers may take anywhere between several hours to 5 working days. Charges may apply for some banks. DBS, however, does not charge for same-day transfers.

WISE:

Wise is an online bank funding transfers with live exchange rates. With a fee rate of 0.5% of the total transfer amount, Wise charges less than regular banks.

YOUTRIP:

YouTrip is a card targeted at travellers, and it allows you to convert currencies using mid-market rates. The YouTrip card is a Mastercard debit card and can take up to 12 working days to be delivered.

You can withdraw money from UK ATMs using your YouTrip card at \$5 per withdrawal, which is quite steep.

REVOLUT/MONZO:

Revolut provides online remittance and currency conversions at low fees of between 0.35% and 2%. You are able to hold multiple currencies in your Revolut account, and you can top-up your account via Apple Pay or credit/debit card.

You can withdraw about SGD350 every 30 days with no fees charged by Revolut. A physical debit card costs \$20, but the Revolut app comes with a digital card.

CYCLING



GETTING A BIKE:

You **COULD** survive without a bicycle, but having one would be particularly useful, especially if your college is far from your lecture sites or the City Centre.

New bikes cost around £200, but promotions are held during Fresher's Week. Other options include second-hand stores, websites such as Gumtree, FB marketplace or buying a bike off seniors.

Some colleges also hold bike sales at the beginning of Michaelmas.

Some bike stores to check out include Halfords, Decathlon, Lensfield, Kingsway Cycles, S&G Cycles, and Rutland Cycling.



BIKING TIPS:

- Helmets are not mandatory, but it is a good idea to wear one since you will be cycling on roads.
- You must have front and rear lights on your bicycle and use them at night, or risk a £50 fine. White lights are for the front, and red for the rear.
- Bike theft is extremely common in Cambridge, so invest in a good D-lock.
- It is illegal to cycle in pedestrian areas or on pavements, and you must observe traffic laws and signs while cycling.

JOINING CUMSA



WHY JOIN US?

A **CUMSA membership** entitles you to many privileges, including welfare packs during exam term, discounted tickets for CUMSA events, invitations to special seminars, talks, and other opportunities, as well as discounts at numerous eateries around Cambridge.

You can choose between a **lifetime membership** or a one-year membership. Upon registration, you will also be issued with a CUMSA membership card, which can be shown at any one of the below eateries for discounts:

- Hong Kong Fusion - **10% off** dine-in bill (payment by cash only)
- Chinese Canteen - **15% off** entire menu (except lunch menu)
- Belgian Waffle Stand - **£1 off** all waffles
- Mr Ho's Chinese Restaurant - **10% off** entire menu
- Jack's Gelato - **10% off** on weekdays



JOIN US NOW
[cumsa.org/membership/
membership-registration](https://cumsa.org/membership/membership-registration)

SEE YOU



IN CAM!